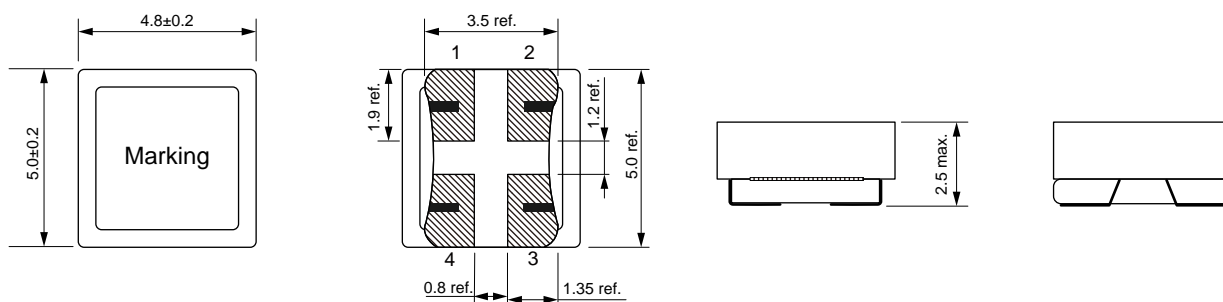


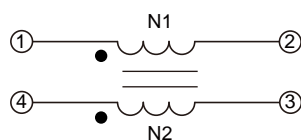
# Common Mode Filters For Automotive Signal Line/Power Line Size 5020



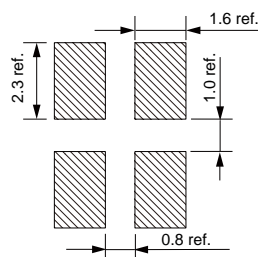
Dimensions: [mm]



Schematic:



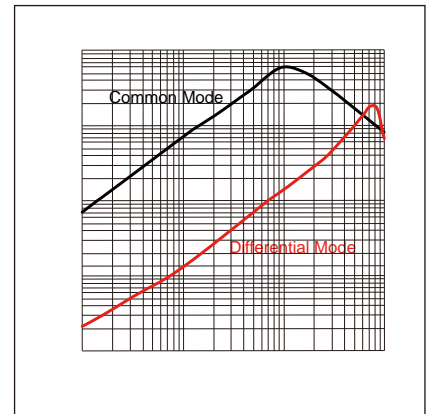
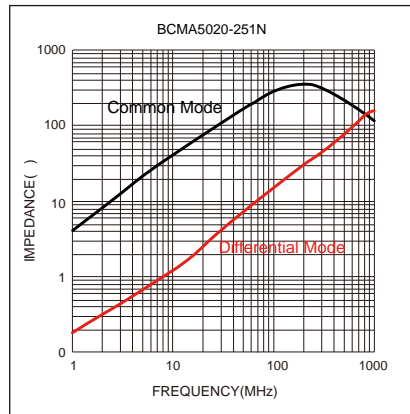
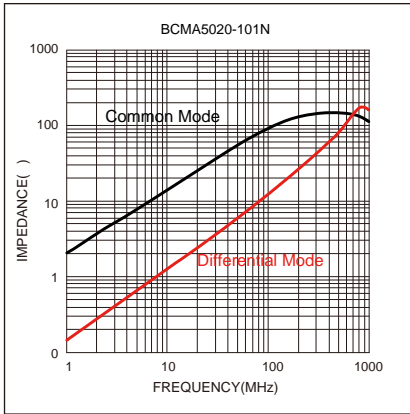
Land Pattern: [mm]



## Electrical Properties:

	( $\Omega$ )				(M $\Omega$ )

## Typical Electrical Characteristics:





## Soldering Reflow:

Preheat condition: 150 ~200°C / 60~180 sec.

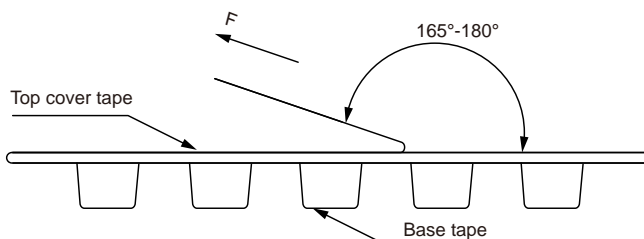
Allowed time above 217°C

## Packaging Information:

Tape Dimension:

Series	A0 (mm)	B0 (mm)	D (mm)	P0 (mm)	P1 (mm)	W (mm)	K0 (mm)	E (mm)	T (mm)
BCMA5020	5.65±0.1	5.65±0.1	1.5±0.1	4.0±0.1	8.0±0.1	12.0±0.3	2.7±0.1	1.75±0.1	0.40±0.05

Peel force of top cover tape:

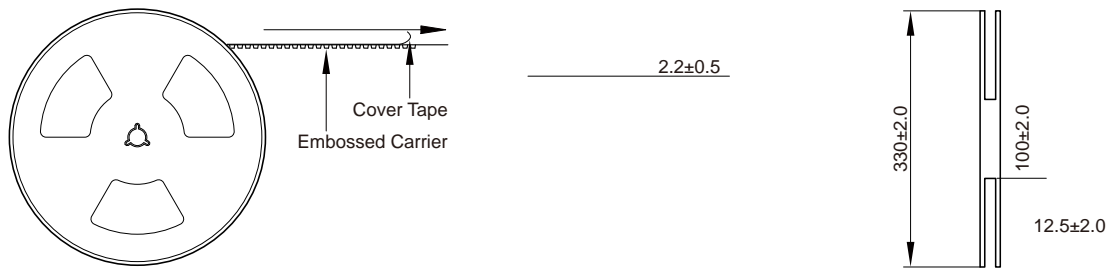


The peel force of top cover tape shall be between 0.10 to 1.17 N

Product Marking:

Marking	Printing (Impedance)
---------	----------------------

## Reel Dimension: [mm]



## Packaging Quantity:

## Cautions and Warnings:

### Storage Conditions:

- The storage period is within 12 months after the completion of production. Be sure to follow the storage conditions described in 2508i

- 

- 

- 

### Operation Instructions:

- 

- 

- 

-