
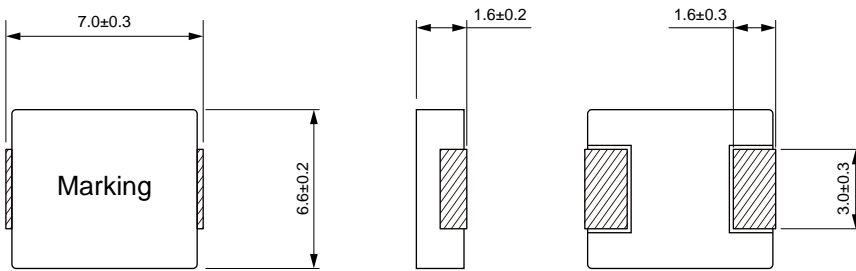


Molding Power Inductors Size 0618

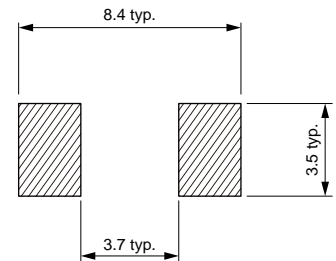


-
-
- $^{\circ}\text{C}$ maximum total temperature operation
-
- Ultra low buzz noise due to molding construction
-
- Operating temperature range - 55 $^{\circ}\text{C}$ to + 125 $^{\circ}\text{C}$
- Quantity: 2000pcs
-
- Laptops and PCs
-
- Base stations
- DC/DC converters
- Battery powered devices
-

Dimensions: [mm]



Land Pattern: [mm]



Electrical Properties:

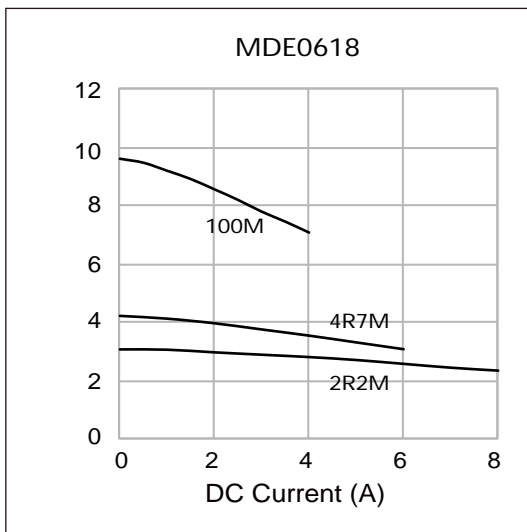
	(μH)		($\text{m}\Omega$)	Saturation	
MDE0618-R10M	0.10	$\pm 20\%$	2.30	38.0	25.0
MDE0618-R22M	0.22	$\pm 20\%$	3.50	24.0	22.0
MDE0618-R47M	0.47	$\pm 20\%$	8.40	18.0	
MDE0618-R68M	0.68	$\pm 20\%$	12.0		9.50
MDE0618-1R0M	1.00	$\pm 20\%$	16.0	12.0	8.50
MDE0618-1R5M	1.50	$\pm 20\%$	26.0	9.20	8.00
MDE0618-2R2M	2.20	$\pm 20\%$	35.0	8.00	7.00
MDE0618-3R3M	3.30	$\pm 20\%$	50.0	6.00	4.50
MDE0618-4R7M	4.70	$\pm 20\%$	62.0	5.00	4.00
MDE0618-6R8M	6.80	$\pm 20\%$	110	4.50	3.00
MDE0618-100M	10.0	$\pm 20\%$		4.00	2.30
MDE0618-220M	22.0	$\pm 20\%$	350	2.30	1.80

Saturation Current will cause L to drop approximately 30%

Temperature Rise Current: The actual value of DC current when the temperature rise is $\Delta T=40^{\circ}\text{C}$

Typical Electrical Characteristics:

Inductance vs DC Current Characteristics:



Temperature Rise vs DC Current Characteristics:

