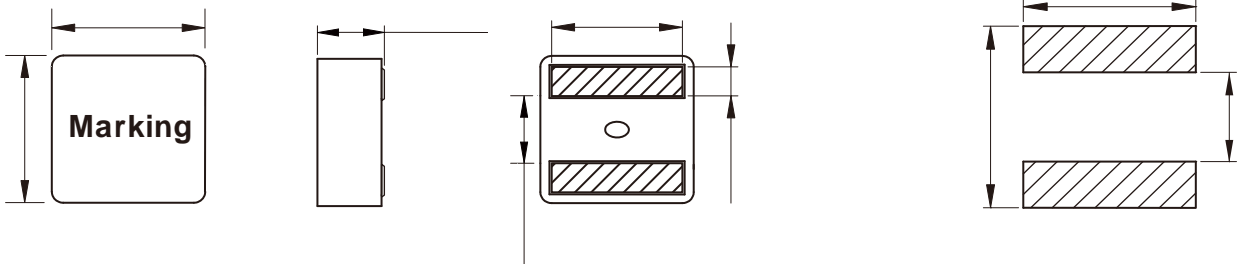
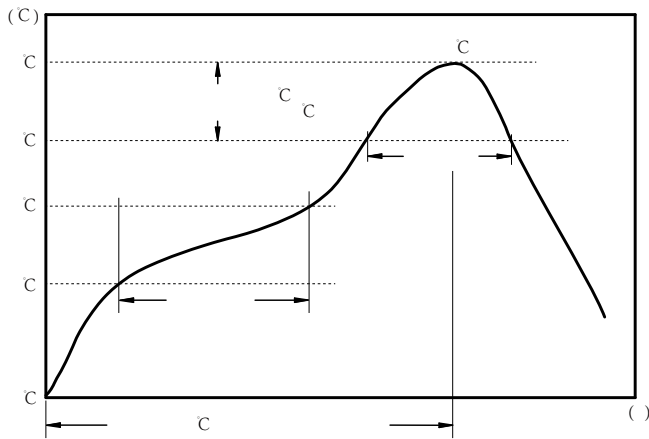


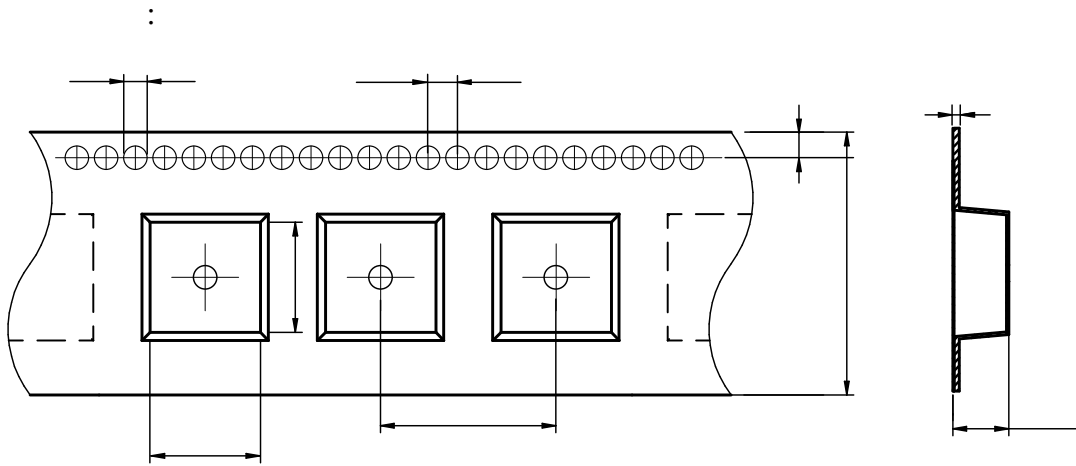
- #
- †
- # j
- \ C @
- j
- ) # ) #
- Q ) = φ



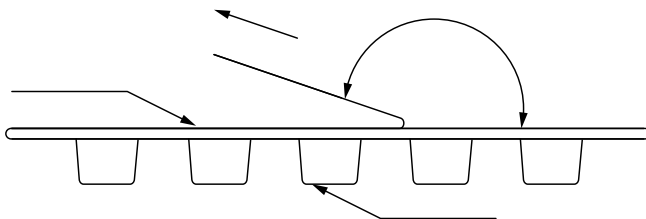
Part No	L@100KHz /0.1V	Tolerance	I <sub>SAT</sub> Typ.	I <sub>R</sub>		R <sub>DC</sub> Max.
				20°C rise	40°C rise	
U) u° k U						
U) u° k U						
U) u° k U						
U) u° k U						
U) u° U						
U) u° U						
U) u° U						
U) u° U						



c  
c  
c



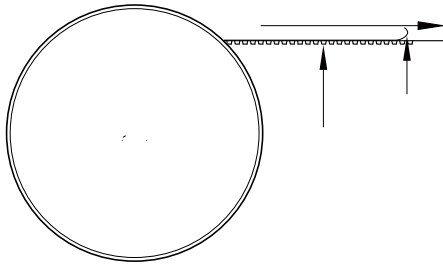
MDTA1510	17.0±0.1	16.0±0.1	1.5±0.1	4.0±0.1	24.0±0.1	32.0±0.3	10.5±0.1	1.75±0.1	0.50±0.05



The peel force of top cover tape shall be between 0.1 to 1.3 N

Marking	Printing (Inductance)
---------	-----------------------

:



\_\_\_\_\_