


SCM Series



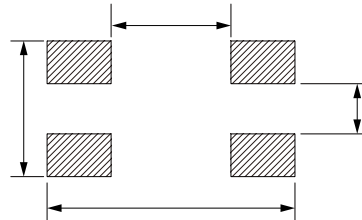
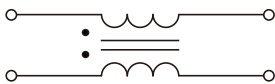
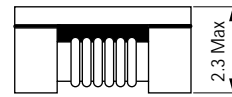
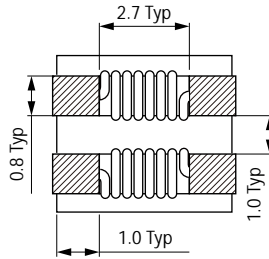
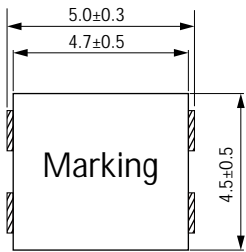
FEATURES

-
-
-
-
-

C

APPLICATIONS

-



	(Ω)	(Ω)	($m\Omega$)			($M\Omega$)
SCM4520-900N	60	90	35	3.2	125	10
SCM4520-151N	90	150	40	3.1	125	10
SCM4520-231N	180	230	45	3.0	125	10
SCM4520-301N	200	300	45	3.0	125	10
SCM4520-401N	300	400	50	2.5	125	10
SCM4520-701N	500	700	59	2.2	125	10
SCM4520-901N	650	900	68	2.1	125	10
SCM4520-102N	800	1000	68	2.1	125	10
SCM4520-122N	1000	1200	74	2.0	125	10
SCM4520-142N	1200	1400	81	1.9	125	10

