

# WI Series

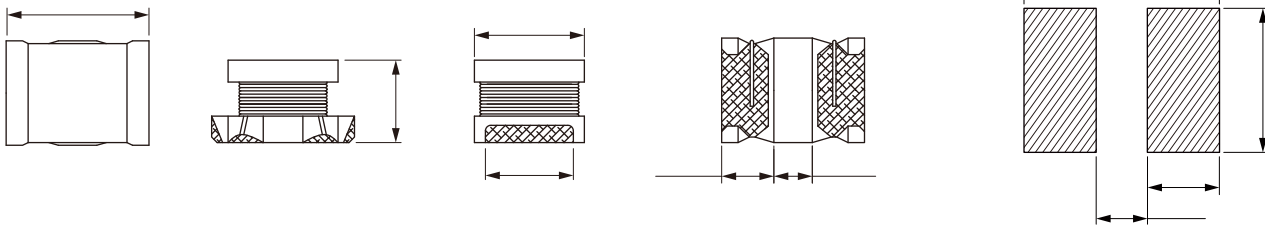


## CHARACTERISTICS

- Nizn material with a high Q at high frequency
- Different sizes and wide inductances available
- Quantity: 2000pcs

## APPLICATION

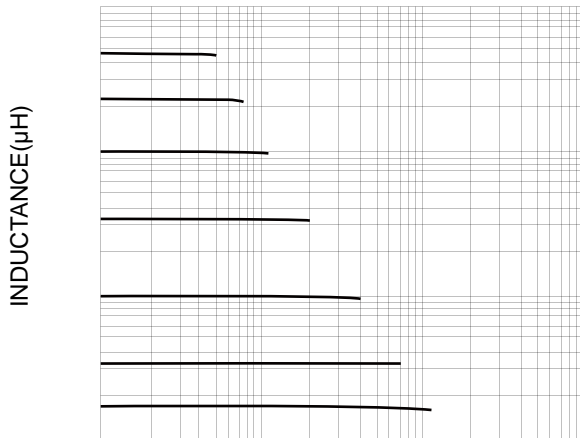
- Low power DC/DC converter
- Filter
- General circuit application



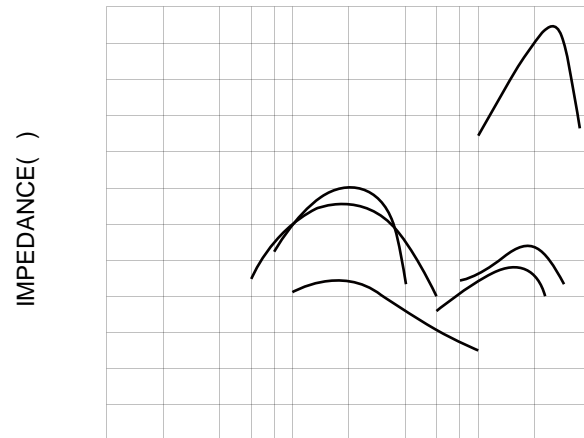
Part No				Test Frequency (Hz)					
				L	Q				
				1M	1M				
WI1210-1R2M	1.2	±20%		1M	1M				
				1M	1M				
WI1210-1R8M	1.8	±20%		1M	1M				
				1M	1M				
WI1210-2R7M	2.7	±20%		1M	1M				
				1M	1M				
WI1210-3R9M	3.9	±20%		1M	1M				
				1M	1M				
WI1210-5R6M	5.6	±20%		1M	1M				
				1M	1M				
WI1210-100K	10	±10%		1M	1M				
				1M	1M				
WI1210-150K	15	±10%		1M	1M				
				1M	1M				
WI1210-220K	22	±10%		1M	1M				
				1M	1M				

Part No	Inductance (μH)	Tolerance	Q Ref.	Test Frequency (Hz)		SRF Min. (MHz)	DCR Max. (Ω)	Temperature Rise Current Max. (mA) ΔT=20°C	Temperature Rise Current Max. (mA) ΔT=40°C
				L	Q				
W11210-390K	39	±10%	40	1M	1M	11	2.00	115	152
W11210-470K	47	±10%	40	1M	1M	11	3.00	110	146
W11210-680K	68	±10%	35	1M	1M	9	3.80	96	130
W11210-820K	82	±10%	35	1M	1M	8.5	5.60	85	105
W11210-101K	100	±10%	40	1M	796K	8	6.50	80	100
W11210-121K	120	±10%	40	1M	796K	7.5	7.00	75	95
W11210-151K	150	±10%	40	1M	796K	7	9.20	70	86
W11210-181K	180	±10%	40	1M	796K	6	10.2	65	80
W11210-221K	220	±10%	40	1M	796K	5.5	11.8	65	75
W11210-271K	270	±10%	40	1M	796K	5	14.8	60	70
W11210-331K	330	±10%	40	1M	796K	5	16.5	55	65
W11210-391K	390	±10%	46	1M	796K	5	22.0	50	60
W11210-471K	470	±10%	46	1K	796K	5	25.0	45	55
W11210-561K	560	±10%	46	1K	796K	5	28.0	40	48

Operating temperature: -40°C to +125°C



DC CURRENT(mA)



FREQUENCY(MHz)